

Altair LED Series

Micro Profile LED Fixtures

Project Name: _____

Catalog No.: _____

Date: _____

Features

- Miniature profile 1/2"W x 3/8"H
- Six standard lengths from 6"– 34"
- Dimmable
- >100 Lumens per watt
- 90+ CRI
- Built-in Neo Magnet Mounting Strips
- Seamless light effect from end to end
- Link-able for continuous lighting
- Easy installation (plug and play)
- Five Years Warranty



Product Specifications

Input Voltage	24V DC
Color Rendering Index	≥ 90 (CRI)
Color temperature	3000K, 5000K, call for optional CCT
Operating Temperature	-22°F - 113°F/ -30°C - 45°C
Environment Rating	Dry, Damp location
Power Connection	2.1mm X 5.5mm DC Plug
Maximum Link	20 Feet
Housing	Extruded aluminum housing
Lens cover	Polycarbonate (PC) white optical type
LED Diodes	50,000 hrs maintenance free
Certification	ETL Listed

Applications

- Display Cases & Cabinets
- Retail Environments
- Cove & Soffit Lighting
- Shelf Lighting
- Trade Show Exhibits
- Kiosk
- Signage
- Edge Lit
- Closets, Kitchens, Baths



Seamless illumination with 90° modular connector

Dimensions

Length (L)		
6 1/8 in.	156mm	
11 5/8 in.	296mm	
17 1/4 in.	438mm	
22 7/8 in.	581mm	
28 1/2 in.	724mm	
34 1/8 in.	867mm	

Actual width and Height












Perfect for applications with limited space

Ordering Information

Part Number	CCT	LM	CRI	Input (V)	Current (A)	Power (W)	Length	Width	Height
ALT06VWV	3000K	200	>90	24V DC	.09	2.20	6 $\frac{1}{8}$ in.	$\frac{1}{2}$ in. 12.6 mm	$\frac{3}{8}$ in. 10 mm
ALT06CW	5000K	225					156 mm		
ALT12VWV	3000K	400			.18	4.30	11 $\frac{5}{8}$ in.		
ALT12CW	5000K	455					296 mm		
ALT18VWV	3000K	600			.27	6.50	17 $\frac{1}{4}$ in.		
ALT18CW	5000K	680					457 mm		
ALT23VWV	3000K	800			.36	8.60	22 $\frac{7}{8}$ in.		
ALT23CW	5000K	920					581 mm		
ALT29VWV	3000K	1000			.43	10.80	28 $\frac{1}{2}$ in.		
ALT29CW	5000K	1100					724 mm		
ALT34VWV	3000K	1200			.55	13.00	34 $\frac{1}{8}$ in.		
ALT34CW	5000K	1380					867 mm		

Accessories

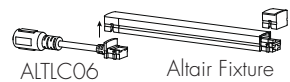
ALTFX72	Power cord 72", 2.1mm x 5.5mm male to female DC plug	
ALTFC06	Power feeder 6", 2.1mm x 5.5mm female DC plug to fixture	
ALTLC06	Fixture to fixture Linkcord 6"	
ALTLC18	Fixture to fixture Linkcord 18"	
ALTLC36	Fixture to fixture Linkcord 36"	
ALTML90-CW	Modular Connector 90° Left	
ALTML90-VWV	Modular Connector 90° Left	
ALTMR90-CW	Modular Connector 90° Right	
ALTMR90-VWV	Modular Connector 90° Right	
ALTMILT-CW	Modular Connector 90° Left T	
ALTMILT-VWV	Modular Connector 90° Left T	
ALTMIRT-CW	Modular Connector 90° Right T	
ALTMIRT-VWV	Modular Connector 90° Right T	
ALMTCT-CW	Modular Connector 3 Way T	
ALMTCT-VWV	Modular Connector 3 Way T	
ALTM4W-CW	Modular Connector 4 Way T	
ALTM4W-VWV	Modular Connector 4 Way T	

Installation Sample

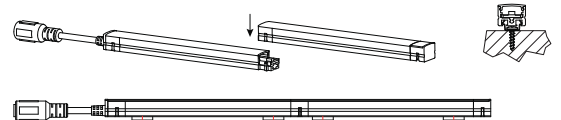
1. Secure mounting clips in a straight line with provided screws.



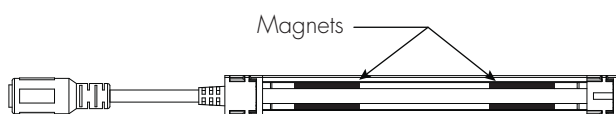
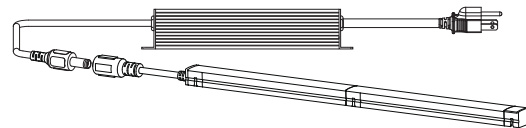
2. Snap power feeder to the first fixture. Remove endcap for connecting multiple fixtures. Do not remove endcap for single fixture installation.



3. Snap first fixture onto the mounting clips then repeat for multiple fixtures installation. Ensure all fixtures are securely fastened to the mounting clips.



4. Plug 24V DC connector to the first fixture and then plug power supply to wall outlet. 24V DC power supply are sold separately.



Altair can be easily installed on metallic surfaces with built in magnets recessed at the bottom of each fixture.